

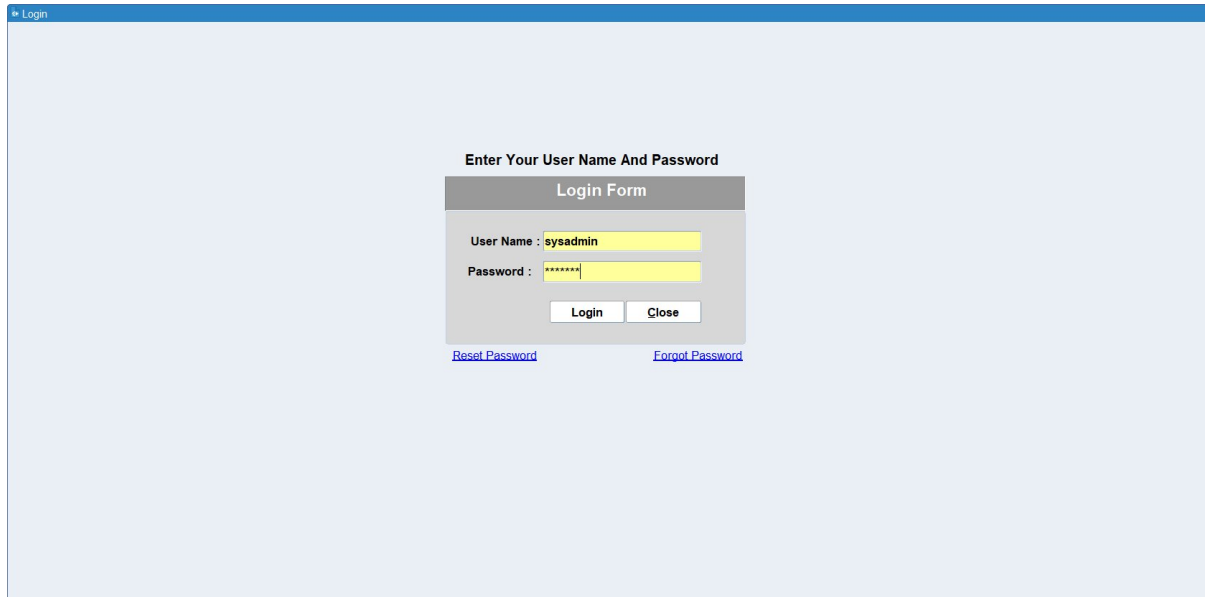
# WHITE PAPER USER MANUAL FOR – RESPONSIBILITY CREATION

## Module – Developer Responsibility

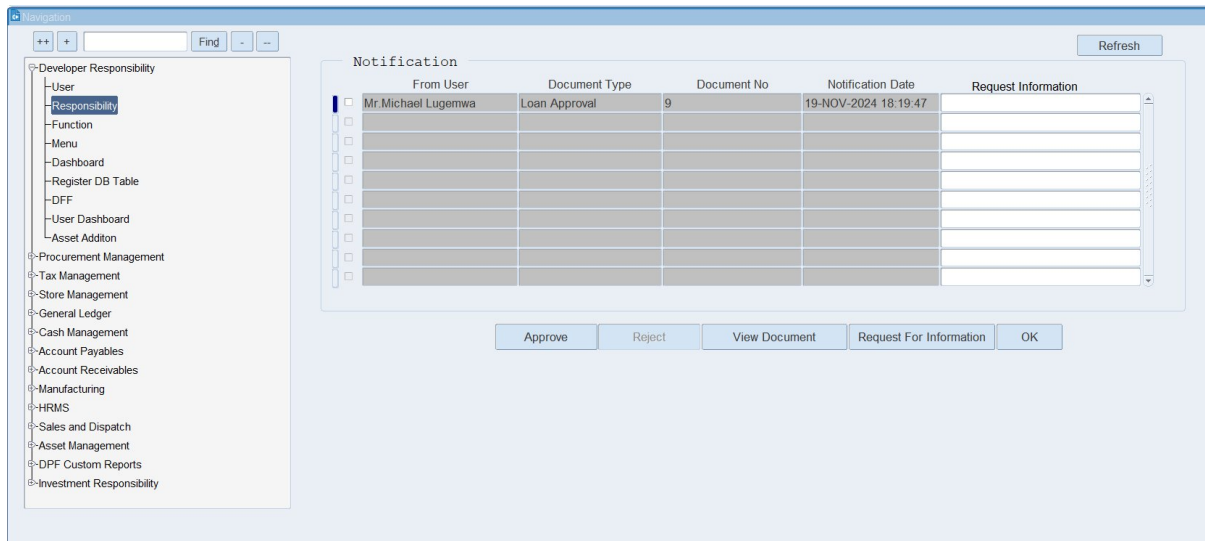
**Author** : Sourav Suman  
**Creation Date** : 18-Nov-2024  
**Last Updated** : 18-Nov-2024  
**Version** : 1.0

## MII ERP+ Practice Solution Document

Login From the User Credential to whom the functionality is Provided.

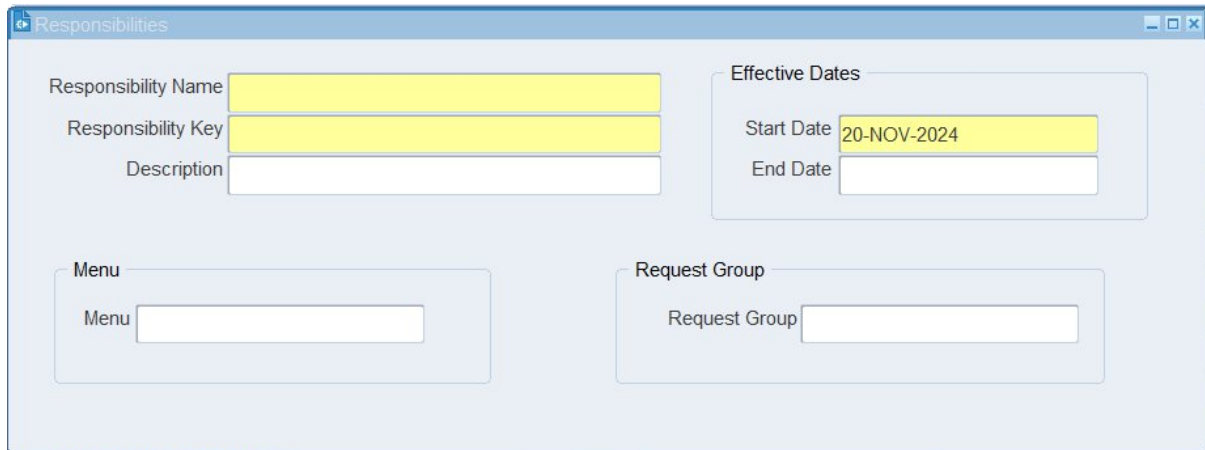


Navigation: Developer Responsibility > Responsibility



	From User	Document Type	Document No	Notification Date	Request Information
<input type="checkbox"/>	Mr. Michael Lugemwa	Loan Approval	9	19-NOV-2024 18:19:47	
<input type="checkbox"/>					
<input type="checkbox"/>					
<input type="checkbox"/>					
<input type="checkbox"/>					
<input type="checkbox"/>					
<input type="checkbox"/>					

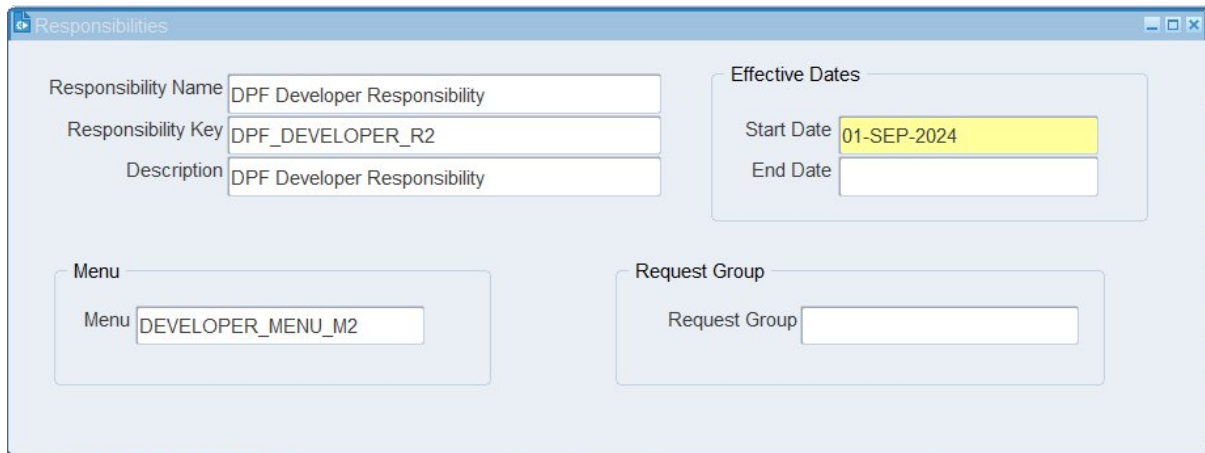
## MII ERP+ Practice Solution Document



The screenshot shows the 'Responsibilities' form with the following fields:

- Responsibility Name:
- Responsibility Key:
- Description:
- Effective Dates: Start Date , End Date
- Menu:
- Request Group:

Enter the Mandatory field, Select start date and select the menu for the responsibility.



The screenshot shows the 'Responsibilities' form with the following fields populated:

- Responsibility Name:
- Responsibility Key:
- Description:
- Effective Dates: Start Date , End Date
- Menu:
- Request Group:

To assign the menu to the responsibility, click on Menu field, open the list of values, and select the Menu you want to assign to the responsibility.

XX END XX